



District Report Card: 2017


| | |
|----------------------|--------------------------|
| State: Odisha | District: Angul |
| Class: 8 | Subject: Language |
| Schools: 50 | Students: 1235 |


Participation/Coverage


Students

| GENDER  | Boys | | Girls | |
|--|--------|-------|--------|-------|
| | Number | % | Number | % |
| | 623 | 50.45 | 612 | 49.55 |

| AREA  | Rural | | Urban | |
|---|--------|--------|--------|------|
| | Number | % | Number | % |
| | 1235 | 100.00 | 0 | 0.00 |

| CATEGORY  | SC | | ST | | OBC | | GEN | |
|--|--------|-------|--------|-------|--------|-------|--------|------|
| | Number | % | Number | % | Number | % | Number | % |
| | 337 | 27.29 | 222 | 17.98 | 630 | 51.01 | 46 | 3.72 |

| CWSN  | LD | VI | HI | S&LD | ID | Oth |
|--|----|----|----|------|----|-----|
| | 6 | 7 | 1 | 5 | 3 | 7 |

| Management  | Government | | Government-aided | |
|--|------------|-------|------------------|------|
| | Number | % | Number | % |
| | 1176 | 95.22 | 59 | 4.78 |

Average Performance of Students in Language (%)

| Overall | Gender | | Area | | Management | | Social Group | | | |
|---------|--------|--------|-------|-------|------------|-------|--------------|-------|-------|-------|
| | Male | Female | Rural | Urban | Govt. | Aided | SC | ST | OBC | GEN |
| 52.02 | 50.33 | 53.75 | 52.02 | 0.00 | 51.46 | 63.28 | 48.63 | 43.60 | 56.33 | 58.55 |

Performance on Learning Outcomes (LOs)

| Learning Outcomes | Description | Average Performance(%) |
|-------------------|--|------------------------|
| L813 | Read textual/non-textual materials with comprehension and identifies the details, characters, main idea and sequence of ideas and events while reading | 52.02 |

| Range of Performance of Students who Answered Correctly | | | | | | | |
|---|-------|-----------|-------|-----------|-------|-----------|-------|
| Below 30% | | 30% - 50% | | 50% - 75% | | Above 75% | |
| Number | % | Number | % | Number | % | Number | % |
| 259 | 20.97 | 265 | 21.46 | 462 | 37.41 | 249 | 20.16 |

Lowest Performing Learning Outcomes (LOs)

1 - Read textual/non-textual materials with comprehension and identifies the details, characters, main idea and sequence of ideas and events while reading (52.02)